

Georgia Situation Report COVID-19



Published August 17, 2020 3:52 pm

Changes are in **RED**

Situation Report #151

Most Impacted Counties

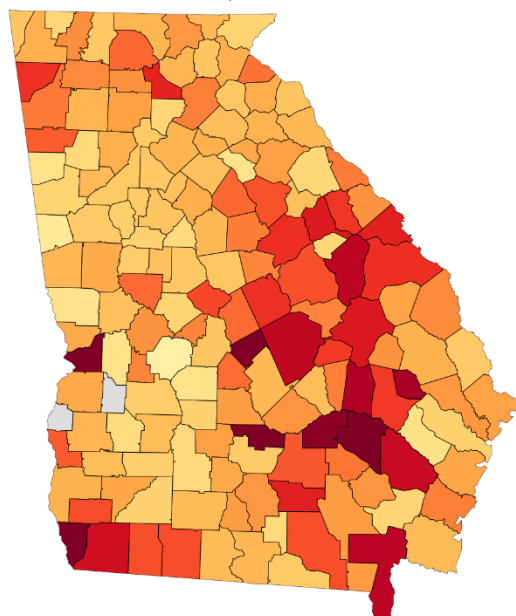
Counties	Cases	*Change	Fatalities
Fulton	22,107	+114	476
Gwinnett	21,655	+121	290
DeKalb	15,101	+71	264
Cobb	14,962	+69	340
Hall	6,581	+29	105
Chatham	6,317	+70	96
Clayton	5,570	+48	116
Richmond	5,192	+128	98
Muscogee	5,092	+26	110
Bibb	4,134	+73	84
Cherokee	4,005	+24	67
Henry	3,786	+51	59
Whitfield	3,730	+10	40
Lowndes	3,259	+3	50
Douglas	2,892	+18	58
Dougherty	2,837	+11	173
Glynn	2,754	+4	56
Columbia	2,695	+60	34
Forsyth	2,586	+17	27
Troup	2,419	+6	77
Clarke	2,264	+14	21
Houston	2,251	+33	62
Bartow	2,063	+6	64
Carroll	2,052	+9	54
Unknown	2,761		5

Cumulative Cases

	Positives	Fatalities
Georgia	238,861	4,727
U.S.	5,416,639	170,194
World	21,755,069	776,469

COVID-19 Reported Cases per 100,000 People Last 14 Days by County

Rates may not be accurate when case counts are <5 and are not presented.



*Current Confirmed COVID-19 Hospitalizations: 2,626

**Does not include persons under investigation for COVID-19

*** Pulled from DPH's 2:50 p.m. Status Report

Mega-Testing Site

The Georgia Department of Public Health (DPH) in partnership with Governor Brian Kemp, U.S. Surgeon General Jerome Adams, GEMA/HS and Hartsfield-Jackson Atlanta International Airport announces the opening of a COVID-19 mega-testing site. The mega-testing site which has the capacity to test 5,000 people a day is located at: 1800 Sullivan Road, College Park, Georgia, 30337. Monday-Friday, 9 a.m. - 5 p.m. from August 10 - August 26 Testing is available to all Georgians regardless of symptoms, however appointments and online registrations are recommended.

To register online and to make an appointment, go to doineedaCOVID19test.com. There is no charge for testing.

Fatality Statistics

Average Age	73.1 years old
Age Range	7 to 90+ years old
Male	2,457
Female	2,263
Unknown	7

References

www.DoINeedaCOVID19Test.com
www.dph.georgia.gov
www.gema.ga.gov
www.cdc.gov
www.coronavirus.gov

COVID-19 Hotline

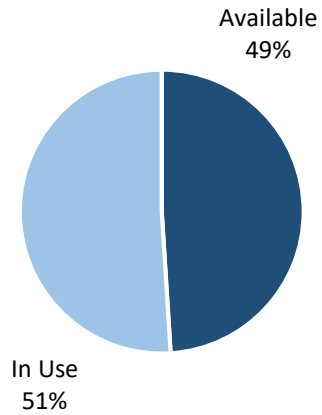
(844) 442-2681

Based on patient county of residence when known

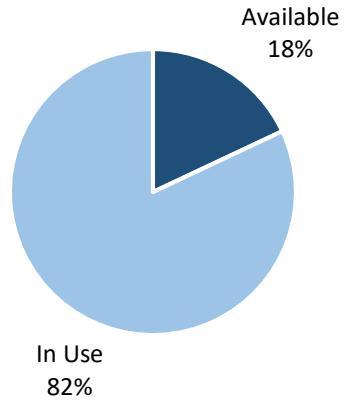
*Change in cases from last report

Number in red indicates increase in cases

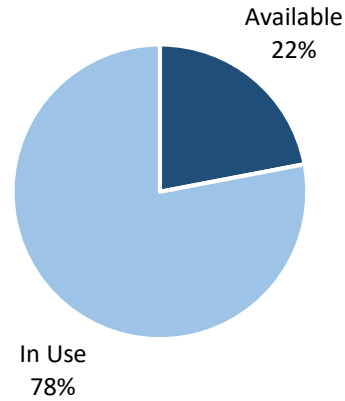
**Percent Capacity of
Total ER Beds**



**Percent Capacity of
Critical Care Beds**



**Percent Capacity of
General Inpatient Beds**



Adult Ventilator Statistics

Capacity

2,879

In Use

1,193 (41%)

Availability

1,686 (59%)

Medical Facility Essential Elements

	ER Beds			Critical Care Beds			General Inpatient Beds		
	Cap	Use	Avail	Cap	Use	Avail	Cap	Use	Avail
Region A	133	36	97	49	34	15	464	238	226
Region B	185	56	129	157	126	31	820	587	233
Region C	224	128	96	163	132	31	800	757	43
Region D	1,007	626	381	1,223	947	276	4,832	3,736	1,096
Region E	142	86	56	70	61	9	668	537	131
Region F	306	208	98	232	208	24	1,476	1,332	144
Region G	229	111	118	178	136	42	1,254	908	346
Region H	89	22	67	40	37	3	266	183	83
Region I	142	58	84	94	74	20	637	519	118
Region J	330	138	192	278	248	30	1,061	821	240
Region K	161	72	89	106	93	13	622	554	68
Region L	108	48	60	73	70	3	508	363	145
Region M	90	28	62	73	56	17	332	189	143
Region N	283	123	160	225	204	21	1,183	937	246
TOTALS	3,429	1,740	1,689	2,961	2,426	535	14,923	11,661	3,262

Regional Coordinating Hospitals Regions

