

# Georgia Situation Report COVID-19



Published August 11, 2020 3:36 pm

Changes are in **RED**

Situation Report #145

## Most Impacted Counties

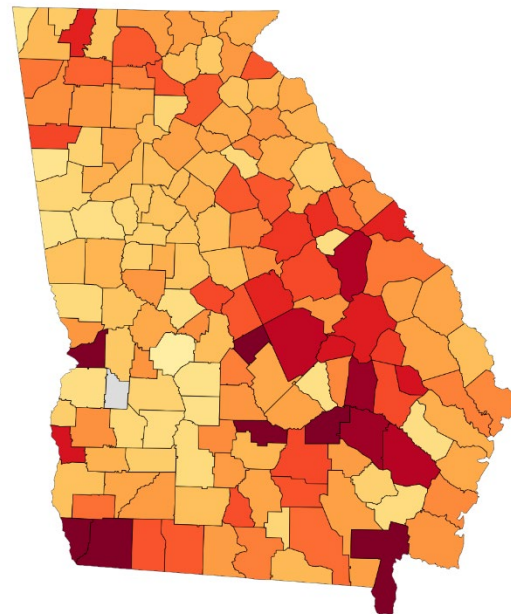
Counties	Cases	*Change	Fatalities
Fulton	20,874	+406	445
Gwinnett	20,382	+411	272
DeKalb	14,292	+245	242
Cobb	14,006	+277	323
Hall	6,206	+92	99
Chatham	5,914	+150	76
Clayton	5,154	+95	111
Muscogee	4,826	+46	102
Richmond	4,509	+97	94
Bibb	3,715	+70	71
Cherokee	3,609	+74	64
Whitfield	3,575	+26	32
Henry	3,457	+46	49
Lowndes	3,229	+36	45
Dougherty	2,754	+22	172
Douglas	2,728	+50	54
Glynn	2,593	+36	52
Forsyth	2,357	+64	24
Columbia	2,346	+62	25
Troup	2,312	+14	72
Clarke	2,117	+36	19
Houston	2,023	+31	62
Bartow	1,914	+29	64
Carroll	1,905	+11	51
Unknown	2,665		12

## Cumulative Cases

	Positives	Fatalities
Georgia	222,588	4,351
U.S.	5,116,791	164,101
World	20,158,258	737,986

## COVID-19 Reported Cases per 100,000 People Last 14 Days by County

*Rates may not be accurate when case counts are <5 and are not presented.*



\*Current Confirmed COVID-19 Hospitalizations: 2,881

\*\*Does not include persons under investigation for COVID-19

\*\*\* Pulled from DPH's 2:50 p.m. Status Report

## Mega-Testing Site

The Georgia Department of Public Health (DPH) in partnership with Governor Brian Kemp, U.S. Surgeon General Jerome Adams, GEMA/HS and Hartsfield-Jackson Atlanta International Airport announces the opening of a COVID-19 mega-testing site. The mega-testing site which has the capacity to test 5,000 people a day is located at: 1800 Sullivan Road, College Park, Georgia, 30337. Monday-Friday, 9 a.m.- 5 p.m. from August 10-August 26 Testing is available to all Georgians regardless of symptoms, however appointments and online registrations are recommended.

To register online and to make an appointment, go to [doineedacovid19test.com](https://doineedacovid19test.com) (Note: appointments limited to 500 on first day only).

## Fatality Statistics

Average Age	73.2 years old
Age Range	7 to 90+ years old
Male	2,260
Female	2,086
Unknown	5

## References

[www.DoINeedaCOVID19Test.com](https://www.DoINeedaCOVID19Test.com)  
[www.dph.georgia.gov](https://www.dph.georgia.gov)  
[www.gema.ga.gov](https://www.gema.ga.gov)  
[www.cdc.gov](https://www.cdc.gov)  
[www.coronavirus.gov](https://www.coronavirus.gov)

## COVID-19 Hotline

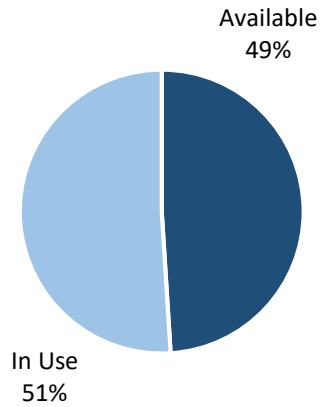
**(844) 442-2681**

Based on patient county of residence when known

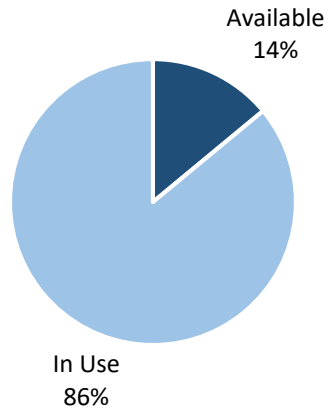
\*Change in cases from last report

Number in red indicates increase in cases

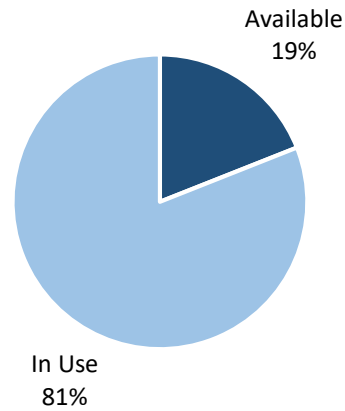
**Percent Capacity of  
Total ER Beds**



**Percent Capacity of  
Critical Care Beds**



**Percent Capacity of  
General Inpatient Beds**



**Adult Ventilator Statistics**

**Capacity**

**2,858**

**In Use**

**1,234 (43%)**

**Availability**

**1,624 (57%)**

**Medical Facility Essential Elements**

	ER Beds			Critical Care Beds			General Inpatient Beds		
	Cap	Use	Avail	Cap	Use	Avail	Cap	Use	Avail
Region A	133	38	95	49	40	9	464	269	195
Region B	185	84	101	158	138	20	816	655	161
Region C	224	90	134	178	143	35	798	728	70
Region D	1,007	598	409	1,224	1,025	199	4,775	3,854	921
Region E	142	51	91	70	64	6	667	597	70
Region F	306	177	129	233	216	17	1,489	1,352	137
Region G	231	110	121	178	137	41	1,254	985	269
Region H	89	33	56	40	35	5	277	202	75
Region I	142	53	89	92	90	2	665	545	120
Region J	330	169	161	274	247	27	1,061	833	228
Region K	161	76	85	111	102	9	753	572	181
Region L	108	48	60	73	70	3	508	365	143
Region M	90	37	53	73	56	17	332	200	132
Region N	283	169	114	230	212	18	1,211	1,039	172
<b>TOTALS</b>	<b>3,431</b>	<b>1,733</b>	<b>1,698</b>	<b>2,983</b>	<b>2,575</b>	<b>408</b>	<b>15,070</b>	<b>12,196</b>	<b>2,874</b>

**Regional Coordinating Hospitals Regions**

