

Georgia Situation Report COVID-19



Published July 31, 2020 3:35 pm

Changes are in **RED**

Situation Report #134

Most Impacted Counties

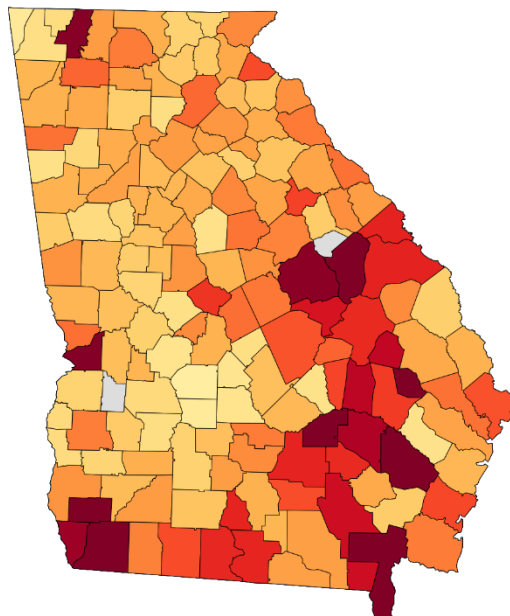
Counties	Cases	*Change	Fatalities
Fulton	17,646	+360	389
Gwinnett	17,130	+419	238
DeKalb	12,127	+211	222
Cobb	11,206	+286	297
Hall	5,372	+100	77
Chatham	4,808	+101	67
Clayton	4,413	+74	97
Muscogee	4,201	+64	81
Richmond	3,482	+148	79
Whitfield	3,061	+100	25
Bibb	3,052	+55	59
Henry	2,895	+54	40
Lowndes	2,894	+69	31
Cherokee	2,743	+56	54
Dougherty	2,571	+17	168
Glynn	2,250	+14	28
Douglas	2,245	+42	48
Troup	2,158	+18	58
Forsyth	1,858	+62	19
Columbia	1,793	+54	19
Houston	1,714	+87	46
Carroll	1,687	+12	46
Clarke	1,665	+74	17
Bartow	1,545	+50	55
Unknown	2,311		6

Cumulative Cases

	Positives	Fatalities
Georgia	186,352	3,752
U.S.	4,536,240	152,878
World	17,401,496	674,038

COVID-19 Reported Cases per 100,000 People Last 14 Days by County

Rates may not be accurate when case counts are <5 and are not presented.



*Current Confirmed COVID-19 Hospitalizations: 3,155
 **Does not include persons under investigation for COVID-19
 *** Pulled from DPH's 2:50 p.m. Status Report

Hot Topic

Georgia World Congress Center Surge Beds to Re-Open, State Partners with Grady to Coordinate COVID-19 Patients Statewide

Governor Brian Kemp announced that the Georgia World Congress Center (GWCC) is scheduled to reopen and begin receiving COVID-19 patients on Monday, August 3rd. With a total capacity of 120 beds, the facility will house an initial surge of 60 beds and increase based on need.

Grady Memorial Hospital will serve as the lead hospital for clinical oversight for the 120 bed facility. Furthermore, to ensure hospitals and healthcare providers can quickly identify hospital bed capacity for COVID-19 patients statewide, the state is partnering with Grady Health System to expand and renew the existing Regional Coordinating Center (RCC) as the Georgia Coordinating Center (GCC).

Fatality Statistics

Average Age	73.3 years old
Age Range	17 to 90+ years old
Male	1,940
Female	1,809
Unknown	3

References

www.DoINeedaCOVID19Test.com
www.dph.georgia.gov
www.gema.ga.gov
www.cdc.gov
www.coronavirus.gov

COVID-19 Hotline

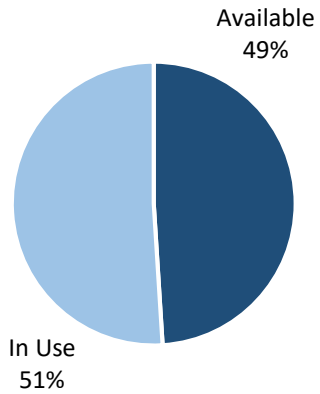
(844) 442-2681

Based on patient county of residence when known

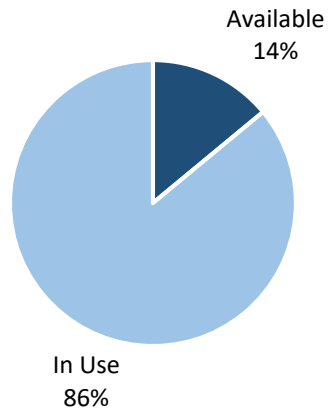
*Change in cases from last report

Number in red indicates increase in cases

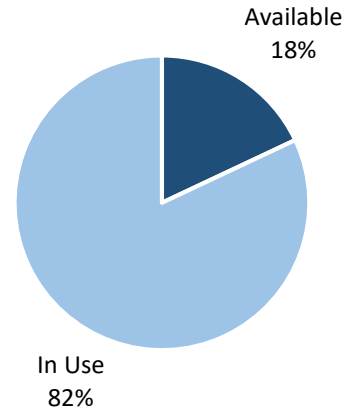
Percent Capacity of Total ER Beds



Percent Capacity of Critical Care Beds



Percent Capacity of General Inpatient Beds



Adult Ventilator Statistics

Capacity	2,850
In Use	1,214 (43%)
Availability	1,636 (57%)

Medical Facility Essential Elements

	ER Beds			Critical Care Beds			General Inpatient Beds		
	Cap	Use	Avail	Cap	Use	Avail	Cap	Use	Avail
Region A	133	32	101	49	40	9	464	248	216
Region B	185	32	153	158	132	26	804	668	136
Region C	224	114	110	158	142	16	798	755	43
Region D	1,007	649	358	1,195	984	211	4,701	3,833	868
Region E	142	44	98	70	65	5	666	547	119
Region F	306	218	88	232	220	12	1,494	1,363	131
Region G	231	122	109	178	157	21	1,291	1,006	285
Region H	89	34	55	40	37	3	276	208	68
Region I	142	77	65	103	92	11	652	578	74
Region J	326	140	186	274	243	31	1,061	855	206
Region K	161	63	98	133	97	36	766	582	184
Region L	108	36	72	73	68	5	508	369	139
Region M	84	47	37	72	62	10	311	190	121
Region N	283	135	148	226	212	14	1,195	1,048	147
TOTALS	3,421	1,743	1,678	2,961	2,551	410	14,987	12,250	2,737

Regional Coordinating Hospitals Regions

