

Georgia Situation Report COVID-19



Published April 24, 2020 2:45 pm

Most Impacted Counties

Counties	Cases	*Change	Fatalities
Fulton	2,468	+160	90
Dekalb	1,709	+70	35
Dougherty	1,487	+8	108
Gwinnett	1,366	+62	46
Cobb	1,343	+59	69
Hall	984	+52	9
Clayton	623	+23	21
Henry	418	+16	10
Cherokee	365	+17	10
Richmond	344	+13	14
Sumter	344	0	21
Carroll	317	+12	11
Lee	298	+3	19
Mitchell	290	+6	24
Douglas	274	+12	8
Bartow	265	+6	28
Muscogee	258	+6	4
Forsyth	240	+9	8
Bibb	236	+9	5
Houston	203	+12	13
Chatham	200	+1	6
Upson	193	+5	14
Early	184	(2)	15
Coweta	182	+9	4
Unknown	412		0

* Change within the past 24 hours

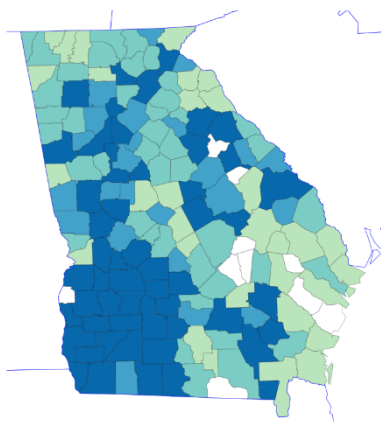
Number in red indicates increase in cases

Changes in RED

Cumulative Cases

	Positives	Fatalities
Georgia	22,147	892
U.S.	883,826	50,373
World	2,766,611	194,456

COVID-19 Confirmed Case Rate per 100,000 persons by County



COVID-19 Confirmed Case Rate per 100,000 persons *Based on patient county of residence when known

☐ Not Presented
 ☐ 22.5 - 81.6
 ☐ 81.7 - 140.8
 ☐ 140.9 - 200
 ☐ 200 - 2212.8

Rate indicates the number of cases among Georgia residents per 100,000 population using 2019 Census data projections as the denominator. Rates for counties with fewer than 5 cases may not be accurate and are not presented in this report.

COVID-19 cases positive counties: 157

Hospitalized: 4,221

*Based on patient county of residence when known

Situation Report # 040

Hot Topic

Walgreens to Open Drive-Thru Rapid COVID-19 Testing in Alpharetta

Governor Brian P. Kemp announced that Walgreens will open a drive-thru rapid COVID-19 testing site at one of their locations in Alpharetta beginning today, April 24, 2020.

Testing at this location is available by appointment only, and only to individuals who meet eligibility criteria established by the Centers for Disease Control and Prevention (CDC). The testing site will be open seven days a week, 9 AM to 5 PM.

Fatality Statistics

Median age: **75**

Age Range: **22-101 years**

Sex: Male **486** Female **405**

Reference

www.dph.georgia.gov

www.gema.ga.gov

www.cdc.gov

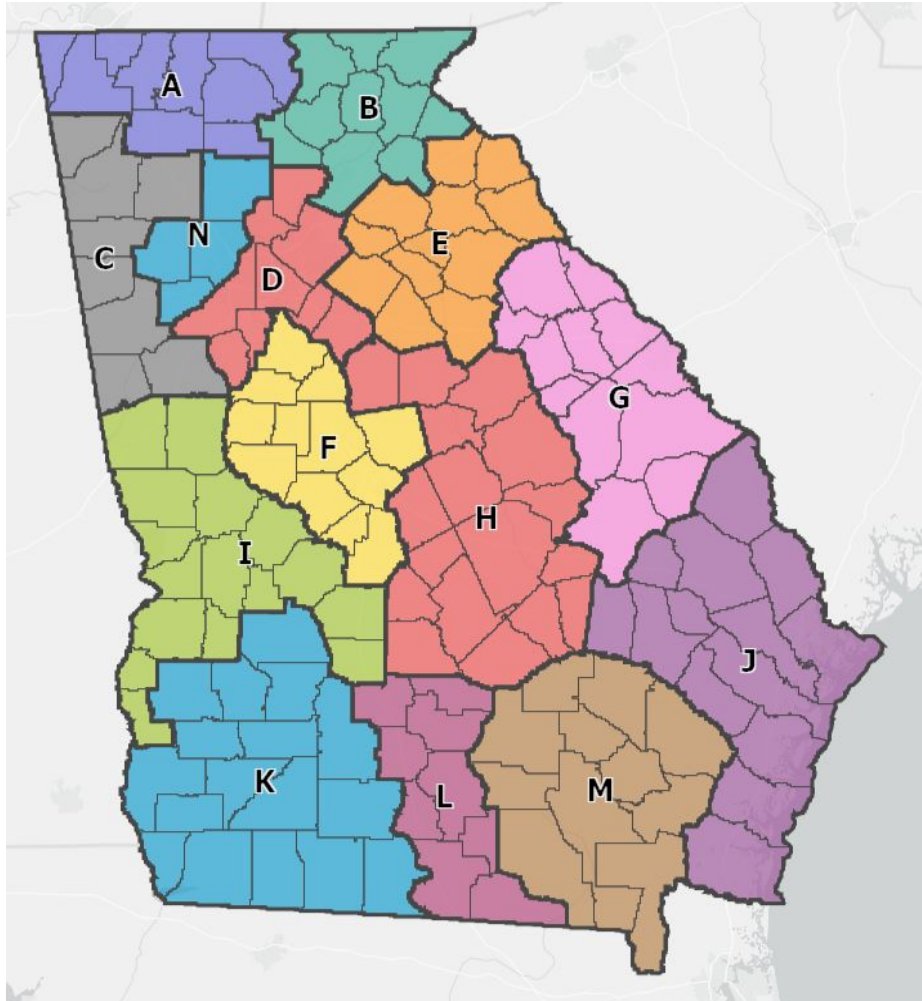
www.coronavirus.gov

www.gadoe.org

COVID-19 Hotline

(844) 442-2681

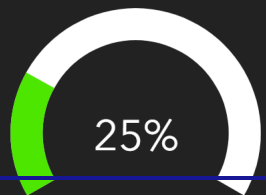
RCH Regions



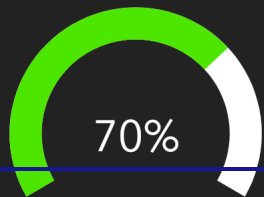
Medical Facility Essential Elements

	ER Beds			Critical Care Beds			General Inpatient Beds		
	Cap	Use	Avail	Cap	Use	Avail	Cap	Use	Avail
Region A	133	19	114	47	27	20	461	171	290
Region B	185	35	150	156	102	54	701	465	236
Region C	210	56	154	191	103	88	837	571	266
Region D	1,089	336	753	1,219	842	377	4,581	2,699	1,882
Region E	142	27	115	70	46	24	633	418	215
Region F	304	72	232	230	200	30	1,489	1,120	369
Region G	231	61	170	182	122	60	1,291	743	548
Region H	90	12	78	45	36	9	269	143	126
Region I	142	41	101	124	99	25	776	450	326
Region J	301	43	258	204	137	67	1,004	612	392
Region K	161	30	131	135	90	45	720	451	269
Region L	107	22	85	73	47	26	481	275	206
Region M	84	12	72	60	43	17	325	165	160
Region N	251	77	174	283	208	75	1,159	886	273

Percent Capacity of Total ER Beds



Percent Capacity of Critical Care Beds



Percent Capacity of General Inpatient Beds

