

Georgia Situation Report COVID-19



Published: March 20, 2020 3:29 pm

Changes in RED

Situation Report # 005

Most Impacted Counties

Counties	Cases	*Change	Fatalities
Fulton	79	+13	2
Cobb	45	+8	1
Bartow	40	+14	0
Dougherty	38	+18	4
DeKalb	35	+13	0
Gwinnett	20	+8	0
Cherokee	13	-4	0
Fayette	10	+1	1
Clarke	9	+1	0
Clayton	9	+3	0
Lee	8	+5	0
Richmond	7	+5	0
Carroll	7	+7	0
Lowndes	6	0	0
Henry	6	+3	0
Floyd	6	0	2
Hall	5	0	0
Coweta	5	+2	0
Newton	4	+1	0
Paulding	3	0	0
Gordon	3	-1	0
Forsyth	3	0	0
Troup	2	0	0
Terrell	2	+2	0
Glynn	2	0	0
Worth	2	+2	0
Unknown	24		

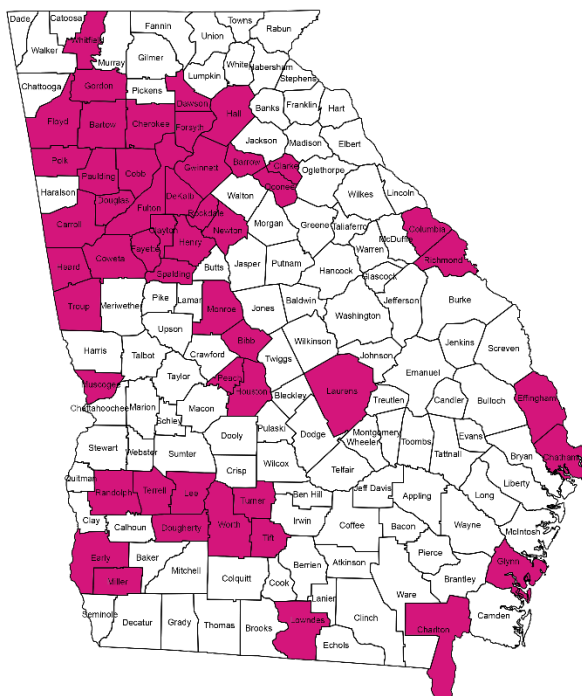
Fatality numbers unavailable at the time of this report. Updated numbers will be reflected on tomorrow's report.

* Change within the past 24 hours

* Number in red indicates increase in cases

Cumulative Cases

	Positives	Fatalities
Georgia	420	13
U.S.	14,631	210
World	266,082	11,153



COVID-19 cases positive counties: 50

Unknown counties have not yet been confirmed by DPH.

Hot Topic

Relief Supplies Ordered

- 1,450 Ventilators
- 520,000 Surgical masks
- 510,000 Pairs of surgical gloves
- 295,000 Medical face shields
- 260,000 Isolation gowns
- 260,000 N95 masks
- 25,000 Clean room bouffant (hair covers)
- 25,000 Pairs of shoe covers
- 25,000 Surgical gowns
- 10,000 gallons of hand sanitizer from Old Fourth Distillery
- 2,000 Tyvek suits
- 1,000 Pairs of medical goggles
- 13 Trailers for isolation site (with the 7 DPH bought we have 20 total)
- 8 Tents for drive thru testing sites
- 2 Aeroclave sanitizers – These are used to disinfect and sanitize buildings – the large unit can sanitize a high school gym in 15 minutes.
- 1 Federal medical station

Reference

www.dph.georgia.gov
www.gema.ga.gov
www.cdc.gov
www.coronavirus.gov
www.gadoe.org

COVID-19 Hotline

(844) 442-2681

Georgia Situation Report COVID-19



Published: March 21, 2020 12:40 pm

Changes in RED

Situation Report # 006

Most Impacted Counties

Counties	Cases	*Change	Fatalities
Fulton	92	+13	2
Bartow	56	+16	0
Cobb	49	+4	1
Dougherty	46	+8	6
DeKalb	37	+2	0
Gwinnett	23	+3	0
Cherokee	17	+4	0
Lee	14	+6	0
Clayton	11	+2	0
Clarke	10	+1	0
Fayette	9	-1	1
Richmond	9	+2	0
Floyd	8	+2	2
Carroll	7	0	0
Coweta	7	+2	0
Lowndes	7	+1	0
Hall	6	+1	0
Henry	6	0	0
Newton	4	0	0
Forsyth	3	0	0
Gordon	3	0	0
Paulding	3	0	0
Polk	3	+1	0
Troup	3	+1	0
Baldwin	2	+2	0
Chatham	2	+1	0
Unknown	31	+7	

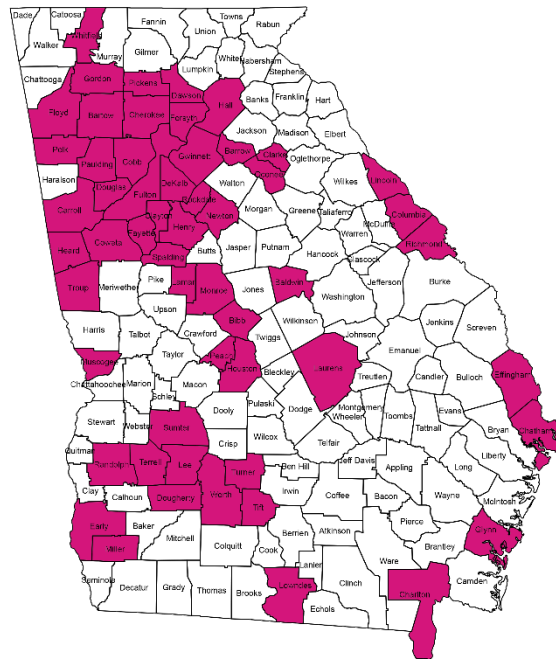
Fatality numbers unavailable at the time of this report. Updated numbers will be reflected on tomorrow's report.

* Change within the past 24 hours

* Number in red indicates increase in cases

Cumulative Cases

	Positives	Fatalities
Georgia	507	14
U.S.	19,931	275
World	287,239	11,921



COVID-19 cases positive counties: 55

Unknown counties have not yet been confirmed by DPH.

Hot Topic?

Relief Supplies Ordered

- 1,450 Ventilators
- 520,000 Surgical masks
- 510,000 Pairs of surgical gloves
- 295,000 Medical face shields
- 260,000 Isolation gowns
- 260,000 N95 masks
- 25,000 Clean room bouffant (hair covers)
- 25,000 Pairs of shoe covers
- 25,000 Surgical gowns
- 10,000 gallons of hand sanitizer from Old Fourth Distillery
- 2,000 Tyvek suits
- 1,000 Pairs of medical goggles
- 13 Trailers for isolation site (with the 7 DPH bought we have 20 total)
- 8 Tents for drive thru testing sites
- 2 Aeroclave sanitizers – These are used to disinfect and sanitize buildings – the large unit can sanitize a high school gym in 15 minutes.
- 1 Federal medical station

Reference

www.dph.georgia.gov
www.gema.ga.gov
www.cdc.gov
www.coronavirus.gov
www.gadoe.org

COVID-19 Hotline

(844) 442-2681

Situation Report

Hot Topic

A map of Georgia showing its counties. The counties are color-coded by their year of establishment: red for 1790-1800, orange for 1801-1810, yellow for 1811-1820, light green for 1821-1830, medium green for 1831-1840, dark green for 1841-1850, and white for 1851-1860.

(844) 442-2681

COVID2019 SITREP-V4

Georgia Situation Report COVID-19



Published: March 23, 2020 1:01 pm

Changes in RED

Situation Report # 008

Most Impacted Counties

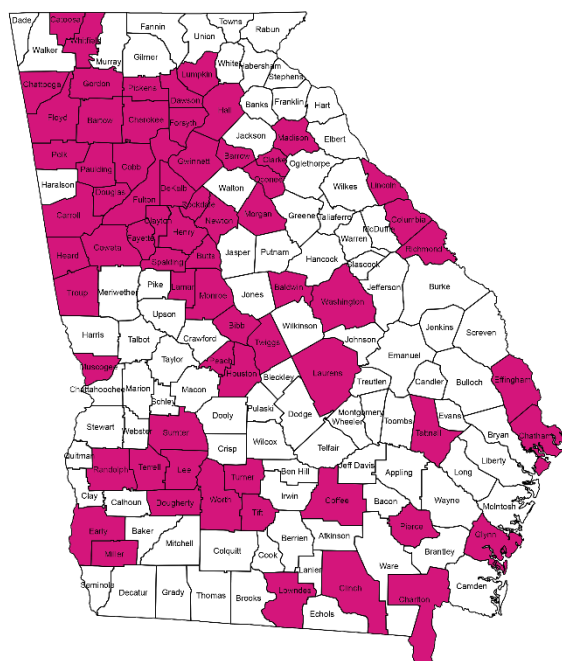
Counties	Cases	*Change	Fatalities
Fulton	145	+37	2
Cobb	79	+18	5
DeKalb	75	+30	
Dougherty	64	+16	6
Bartow	61	+4	1
Gwinnett	34	+7	1
Carroll	21	+7	
Cherokee	20	+2	
Clayton	18	+5	1
Lee	16	0	
Clarke	14	+5	
Richmond	11	+1	
Fayette	10	+1	2
Floyd	10	+1	1
Hall	10	+1	
Coweta	9	+1	2
Henry	9	+2	1
Lowndes	8	0	
Douglas	7	+3	
Forsyth	7	+3	
Gordon	5	+1	
Paulding	5	+1	
Chatham	4	0	
Glynn	4	+1	
Unknown	45	+7	

* Change within the past 24 hours

Number in red indicates increase in cases

Cumulative Cases

	Positives	Fatalities
Georgia	772	25
U.S.	35,530	473
World	354,677	15,436



COVID-19 cases positive counties: 67

*Based on patient county of residence when known

Hot Topic

Why are reporting numbers different?

In order for DPH to report a COVID-19 case or death, the case must be confirmed by the department through testing or postmortem examination. It is a necessary step in ensuring that the information released is accurate. The biggest current lag in reporting is providers receiving results and reporting them to the state, as the state does not directly receive many of the test results. Any private provider who orders a test receives the results and then must report them to the Department of Public Health since COVID-19 is now a reportable disease.

Fatality Statistics

Median age: **69**

Age Range: **42-85 years**

Sex: Male **12** Female: **13**

Cases with pre-existing condition: **20 (4 unknown)**

Reference

www.dph.georgia.gov

www.gema.ga.gov

www.cdc.gov

www.coronavirus.gov

www.gadoe.org

COVID-19 Hotline

(844) 442-2681

Georgia Situation Report COVID-19



Published: March 24, 2020 1:06 pm

Most Impacted Counties

Counties	Cases	*Change	Fatalities
Fulton	184	+39	4
DeKalb	94	+19	
Dougherty	90	+26	5
Cobb	86	+7	5
Bartow	75	+14	1
Gwinnett	45	+11	1
Cherokee	28	+8	
Carroll	26	+5	
Clayton	21	+3	1
Lee	20	+4	1
Clarke	16	+2	
Hall	14	+4	
Henry	13	+4	1
Fayette	12	+2	2
Douglas	11	+4	
Floyd	11	+1	1
Lowndes	11	+3	
Richmond	11	0	
Coweta	10	+1	2
Forsyth	8	+1	1
Polk	8	+4	
Chatham	7	+3	
Gordon	7	+2	1
Rockdale	7	+3	
Unknown	81	+36	

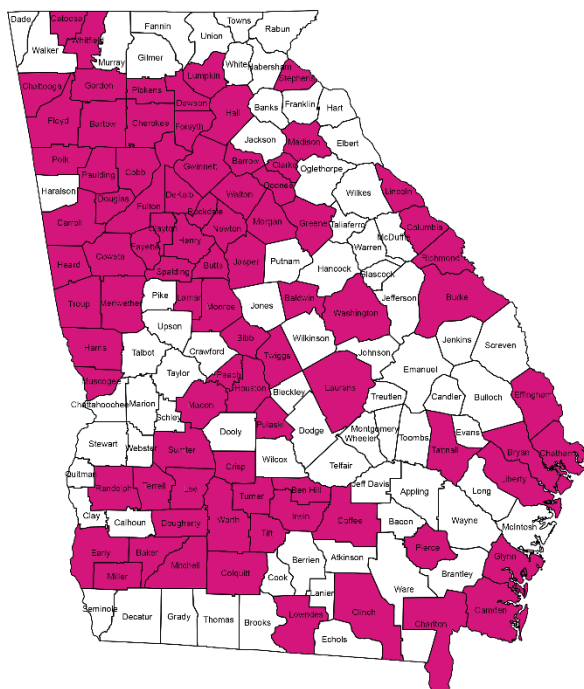
* Change within the past 24 hours

Number in red indicates increase in cases

Changes in RED

Cumulative Cases

	Positives	Fatalities
Georgia	1,026	32
U.S.	46,805	593
World	398,107	17,454



COVID-19 cases positive counties: 85

*Based on patient county of residence when known

Situation Report # 009

Hot Topic

Suspension of Service Cutoff by Utility Companies

In response to the loss of jobs and income during the COVID-19 pandemic, a number of Georgia utility companies, (light, gas, water, phone, etc.) have suspended disconnecting service due to nonpayment. To see if this applies to your provider, you may download a listing of companies currently providing this service on our website, <https://gema.georgia.gov/> under Coronavirus Information.

Fatality Statistics

Median age: 68

Age Range: 33-95 years

Sex: Male 18 Female: 14

Cases with pre-existing condition: 24 (7 unknown)

Reference

www.dph.georgia.gov

www.gema.ga.gov

www.cdc.gov

www.coronavirus.gov

www.gadoe.org

COVID-19 Hotline

(844) 442-2681